


## Step 1




Draw a mask on a piece of paper to mimic, or print the mask from the previous page.

## Step 2




Use a blank mask to copy your design over.

## Step 3




Doodle the ears from the paper template.

## Step 4




Peel off the ears and doodle it on the the real mask.

## Step 5



Follow your draft as a reference and start to personalize your mask.

## Step 6




Outline the patterns to make the colors stand out.

# Halloween Mask

By 3Doodler Community




## Step 7



Make a little zombie teeth on the paper first.

## Step 8



Take it off and stick it with the mask.

## Final



# Halloween Mask

By 3Doodler Community

[the3Doodler.com/Community](http://the3Doodler.com/Community) | Copyright WobbleWorks, Inc. 2014



## Mask template



## Halloween Mask

By 3Doodler Community

