



Final




Step 1:

First, trace the stencil.



Step 2:

Then, Doodle the stencil into a 3D shape by connecting it together.



Step 3:

You can repeat Step 1 & 2, until you have the number of Bananas you want.



Step 4:

Then, Doodle your Bananas together at the bottom & the top only.



Step 5:

To add more details, freestyle the stem of the Banana.

Stencils

