



Final



Stencils:





How to make your doodle a brooch, badge or sticker:

Sticker

(on leather, artificial leather or similar surfaces):

use some double-sided adhesive tape on the back of your doodle to stick it onto your purse or bag! If you use Flexi instead of PLA or ABS, it will snuggle itself smoothly in shape of your purse/bag!



Badge or brooch

(on denim, cotton, wool, linen, artificial textiles and similar cloth):

use a brooch needle or a badge pin that is being hot-glued to the back of your doodle. You can now pin your doodle everywhere you want!

