



#WhatWillYouCreate?™

Running Arm Band



Final

Running Arm Band



Step 1:

Doodle the strap by according to the size of your phone.




Step 2:

Doodle the front side of the phone strap and left the area for showing the phone screen.




Step 3:

Following the depth of your phone to doodle the strap.




Step 4:

Cut out the plastic for the phone screen depending on the size of your phone.



Step 5:

Left the depth space to put your phone in.



Step 6:

Mend both sides of the strap next to the main phone strap.

Running Arm Band



Step 7:

Mend perfectly for the both sides of the phone strap.



Step 8:

Decorate the pattern you want on the strap.



Step 9:

Buy the velcro for sticking on the both sides of the strap.



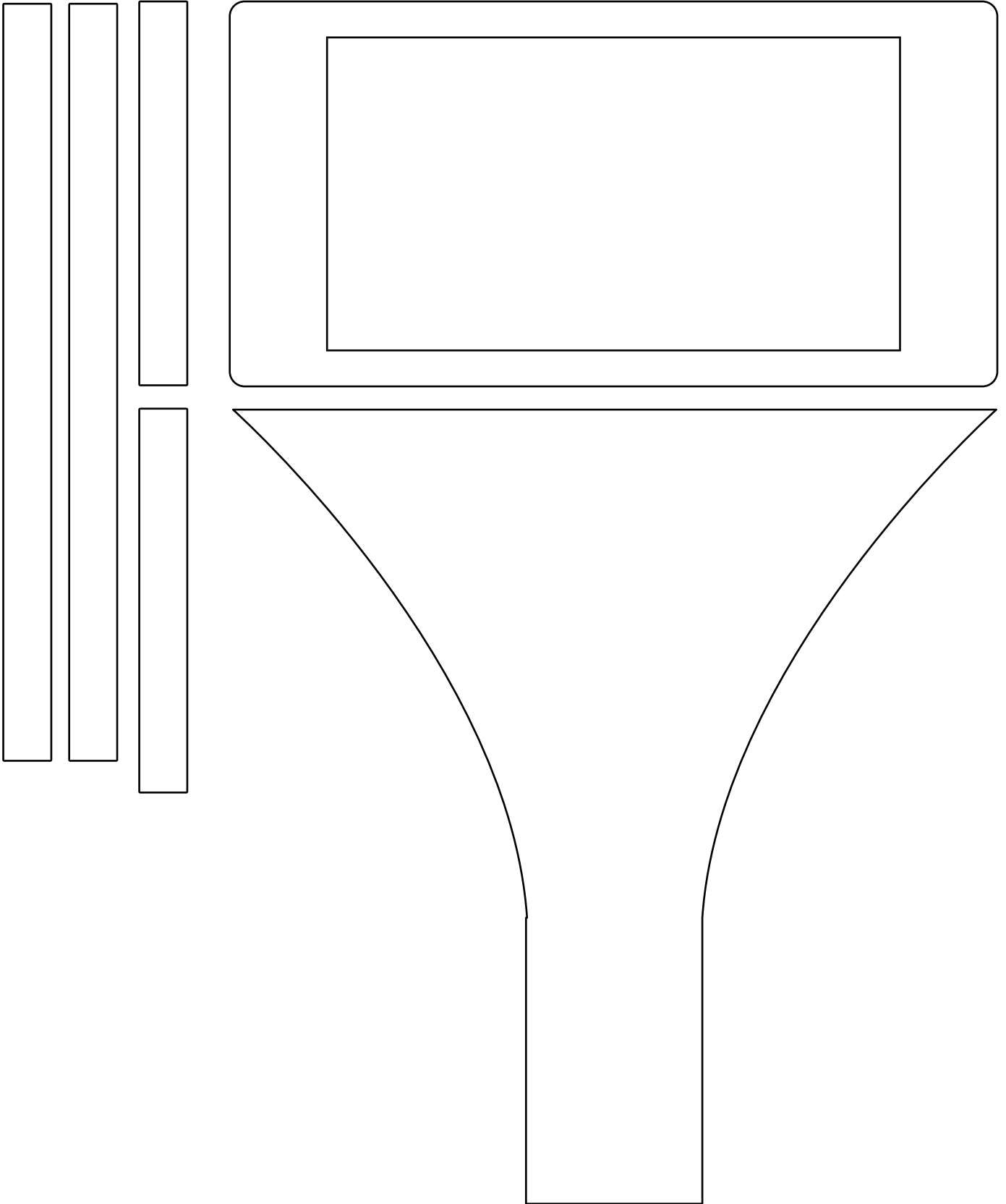
Step 10:

Measure the width of your arm and adjust the length of velcro for sticking on the strap.



#WhatWillYouCreate?"

Running Arm Band





#WhatWillYouCreate?"

Running Arm Band

