



# Triangle coins purse



Final

# Triangle coins purse




Step 1:

Doodle the surface of the coins purse by following the stencil.



Step 2:

Prepare the parts prong snaps for the coins purse.



Step 3:

Insert the parts prong snaps in the hole of the surface of purse.



Step 4:

Wrapping the parts prong snaps tightly with the purse cover.



Step 5:

Decorate the cover for a good look.

# Triangle coins purse

