




Step 1:

Start by cutting off the old watch strap, but remember to keep the metal buckle.




Step 2:

Doodle the following design for the strap.




Step 3:

Put the metal rod through the plastic and loop the rest around the bar.




Step 4:

Now loop the other end of the strap through the watch head.



Step 5:


Fold the strap back and doodle the ends.



Step 6:

Wrap the free loop around the strap, connecting the ends together.

Stencil





Final:

Now you can customize your watch to any style you want!