



Final




Step 1:

Start to doodle on the pen cap by wrapping around the surface.




Step 2:

Stick the diamond beads on top of the doodling surface by using the blue tab.




Step 3:

Doodle around the blue tab area and fill in the empty space.




Step 4:

Stick the diamond beads by using the blue tab on the pen cap again.



Step 5:

Filling the space between the beads by doodling on it.



Step 6:

Doing the same way for the rest area of the pen.