




Final




Step 1:

Measure what the length of curtain you want, draft the rectangular as the curtain main stick.



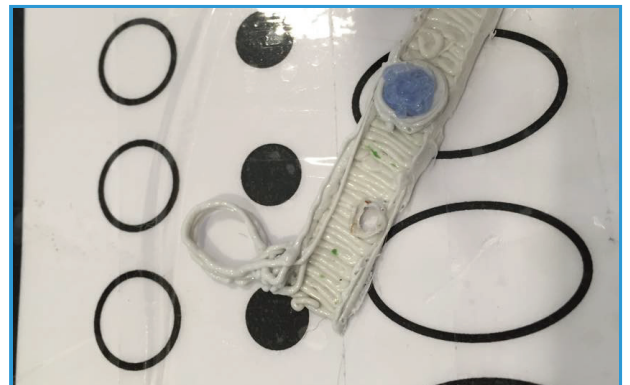
Step 2:

Doodle the frame for Doodling the plastic inside you want on the curtain stick.



Step 3:

Make the holes for connecting the beads later on by making use of the heat of the Doodle pen.



Step 4:

Make the holes one by one in regular space on the curtain stick.



Step 5:

Put the splits in the holes on the curtain stick.



Step 6:

Wrapping around the beads and decorate the pattern you want.



Step 1:

Decorating the beads depend on how big your curtain is.



Step 2:

Connecting all the beads with the split rings.