


# Collar Necklace




Step 1:

Doodle the collar using the template accordingly.



Step 2:

Attach the two pieces together in the middle.



Step 3:

Extend the sides of the collar to make a strap.




Step 4:

Loop the strap through the hoop.



Step 5:


Doodle the ends, allowing the hoop to stay in place.



Step 6:

Do the same with the clasp, on the other strap.

### Stencil





Final:

Now you have your very own lace-like collar necklace!