


# 18" Holiday Wreath

3DS-BU-086

PAGE 1 OF 4

Stencil A - Make 4



By: Victor Havens

Drexel Hill, PA - USA

@TwitterHandle


[THE3DOODLER.COM/COMMUNITY](http://THE3DOODLER.COM/COMMUNITY)

# 18" Holiday Wreath

3DS-BU-086

PAGE 2 OF 4

Stencil B - Make 4



By: Victor Havens

Drexel Hill, PA - USA

@TwitterHandle


[THE3DOODLER.COM/COMMUNITY](http://THE3DOODLER.COM/COMMUNITY)

# 18" Holiday Wreath

3DS-BU-086

PAGE 3 OF 4

## CONSTRUCTION DIAGRAM



Alternate Each Stencil A then B to Form Wreath. Each side will meet up with the other.

By: Victor Havens

Drexel Hill, PA - USA

@TwitterHandle

[THE3DOODLER.COM/COMMUNITY](http://THE3DOODLER.COM/COMMUNITY)